



Technical Specifications


MVS Multi-Vessel System

MVS Multi-Vessel System for integrating internal weight measurements and external KM weight and level measurement indicators.

KM's Multi-Vessel System (MVS) is a powerful and versatile, multi-functional signal processor and display for continuous level and weight monitoring and is fully configurable and expandable for up to 120 vessels. Key to KM's modular building block approach for level and weighing inventory systems, it allows configuration of a cost-effective system to suit your unique operational needs. With its on-board serial ports, inter-rack communications, and plug-in option PCB cards, the MVS functions as a stand-alone signal processor and display, yet is easily expanded to communicate and share data with other MVS systems as well as PLC/DCS control systems. The serial port is also a gateway to other KM digital weight and Sonologic level processors for remote display and setup of those systems.

Each MVS is configured with input and output cards to match the specific needs of your application. It allows you to mix and match high density input cards for one of the lowest costs per vessel in the industry, with optional high performance input cards for demanding applications or critical vessels. With the ability of locating KM's load cells and sensors up to 2,000 feet (610m) away from the processor, it eliminates the need to locate the electronics in the process area. Setpoint output cards can be added to provide local alarms, and analog output cards can be used to retransmit MVS vessel data to PLC/DCS or other analog devices. Select one of the PLC interfaces and digitally transfer vessel data for multiple vessels directly to the PLC without conversion hassles or multiple cable runs.

Two MVS styles are available. The 19-inch rack MVS-8D holds up to eight option cards, suitable for a control room environment. For additional rack space and power needs, the MVS-8N/-8P expansion racks connect directly to the microprocessor bus of an MVS-8D. The NEMA-4X enclosure MVS-4D houses up to four option cards in a wall-mounted enclosure. Both options still allow inter-rack serial data exchanges.



Features & Benefits

Wide Range of Configurations

Users can match their specific needs for weight and level sensors from the spectrum of KM technologies.

Multiple Input Options

Plug in cards for direct measurement of strain gauges, voltages, and currents. Communications host for KM ultrasonic level units and KM weigh indicators. Supports a total of 120 data I/O.

Backlit Display and Sealed Keyboard

Easy access to setup onboard measurements and serially connected KM indicators.

Multiple Output Options

Supports current loops, relays, AB RIO, Modbus RTU, and two channels of ASCII serial data transfers.

Smart Channels

Allows arithmetic combinations of data channels to increase accuracy and versatility by combining input measurements from different channels and sources.

Specifications

Base MVS-4D/-8D System

Display: Backlit, 2-line, 16 alphanumeric character LCD; user-selectable engineering units; display value; decimal point

Interface Keypad: Sealed tactile membrane; keys for alphanumeric entry, function, enter, shift, backspace, escape, manual/automatic display scan, net/gross weight select, tare vessel weight

Micro PCB: Setup parameter EEPROM, serial ports configurable for RS-232/-422/-485 (Comm1: selectable master/slave; Comm2: selectable slave/printer)

Power Supply PCB: 85-240 VAC 50/60 Hz universal input, 85 watts maximum

Operating Temperature: -5° to 122° F (-20° to 50° C)

MVS-8D-AC

Main Rack: 19-inch Rack 3U High; 8 Option Slots; MVS-8N/-8P Expansion Rack Connection (I²C); optional dust-tight, drip-proof NEMA-12 enclosure

MVS-8N

Blind expansion rack (requires MVS-8D-AC): 19-inch Rack 3U high; 8 option slots; expansion rack connection (I²C)

MVS-8P

Blind expansion rack with power supply (requires MVS-8D-AC): 19-inch Rack 3U high; 8 option slots; expansion rack connection (I²C);

Power Supply PCB: 85-240 VAC 50/60 Hz universal input, 85 watts maximum

MVS-4D-AC

NEMA-4X FRP (Fiberglass Reinforced Polyester) enclosure, optional NEMA-4X SS enclosure, 4 Option Slots

PCB Option Cards

8-Channel ADC Strain Input PCB:

Configurable for K-M sensor/load cell transducer or 4-wire full-bridge foil gage load cells (per PCB)

Excitation: Adjustable 5-13 VDC at 664 mA (per PCB)

Input range: ±1.0 VDC or ±50 mVDC (per PCB)

Resolution: 16-bit

8-Channel Current Input PCB:

Input range: Configurable for 0-20 mA or 4-20 mA (per PCB)

Resolution: 16-bit

8-Channel Voltage Input PCB:

Input range: Configurable for 0-5 VDC or 0-10 VDC (per PCB)

Resolution: 16-bit

8-Channel ADC/Regulator Strain Input PCB:

(requires 2 option slots, first slot requiring 8-channel ADC Strain Input PCB)

Sense line connection for KM sensor/load cell transducer through intrinsically safe barriers or 6-wire foil gage load cells

Excitation: Adjustable 5-13 VDC at 664 mA (per PCB)

Input range: ±1.0 VDC or ±50 mVDC (per PCB)

Resolution: 16-bit

MVS-STX ADC Strain Input (single channel) PCB:

Configurable for KM sensor/load cell transducer, 4- or 6-wire full-bridge foil gage load cells, current input, voltage input; includes sense line connection for KM sensor/load cell transducer through intrinsically safe barriers or 6-wire full-bridge foil gage load cells

Excitation: Adjustable 5-13 VDC at 114 mA

Input range: Adjustable ±3.0 V at 12 V excitation,

Gain = 1; ±19.5 mV at 10 V excitation, Gain = 128

Resolution: Adjustable 16-bit to 21-bit

Filter: Sentry™ digital filter

Dedicated RS-422/-485 serial output

Optional current output: 0-20 mA or 4-20 mA

8-Channel Remote Tare Input PCB:

(VAC standard, optional VDC)

Requires momentary dry contact input

Input voltage range: 90-140 VAC, 3-32 VDC

PCB Option Cards(continued)

8-Channel Setpoint Output PCB: (solid state AC standard, optional solid state DC or dry contact)

User assignable up to 8 per input channel; trip point; deadband; failsafe high, low, or no change Solid State AC or DC Relay Ratings:

AC load voltage range: 24-280 VAC

DC load voltage range: 3-60 VDC

Maximum current: 3 A at 25° C, 1.2 A at 70° C (resistive load only)

Maximum off-state leakage: 4 mA AC relay, 1.2 mA DC relay

Dry Contact Relay Ratings:

Maximum switching voltage: 175 VAC, 250 VDC

Maximum switching current: 1 A (resistive load only)

8-Channel Current Output PCB:

User assignable up to 8 per input channel; 0-20/4-20 mA (per PCB); failsafe high, low or no change Opto-isolated

Resolution: 13-bit

Load: 600 ohm maximum 15 VDC loop power supplied by MVS; external loop power connection rated for 50 VDC maximum

Non-linearity: 0.021% maximum

Temperature coefficient: Zero ±25 ppm/°C,

Span ±25 ppm/°C

Direct Digital PLC Interface PCB:

(see individual product specification sheets)

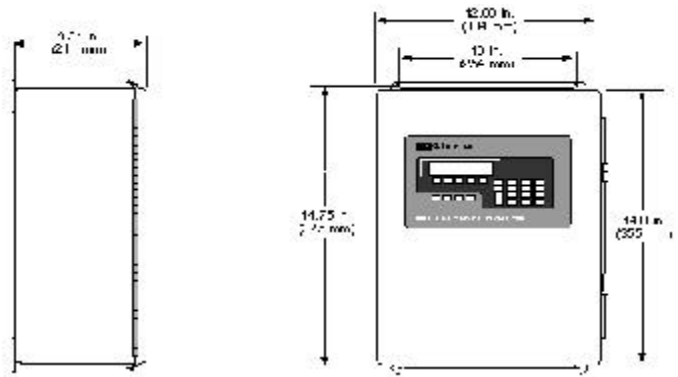
Allen-Bradley Remote I/O

MVS-RIO-1: 32-channels block transfer (1/4 logical rack), 6-channels discrete (1 logical rack)

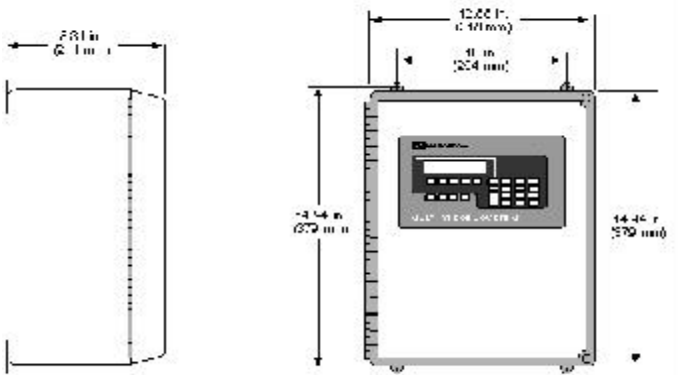
MVS-RIO-2: 64-channels block transfer (1/2 logical rack), 12-channels discrete (2 logical racks)

Modbus RTU Slave

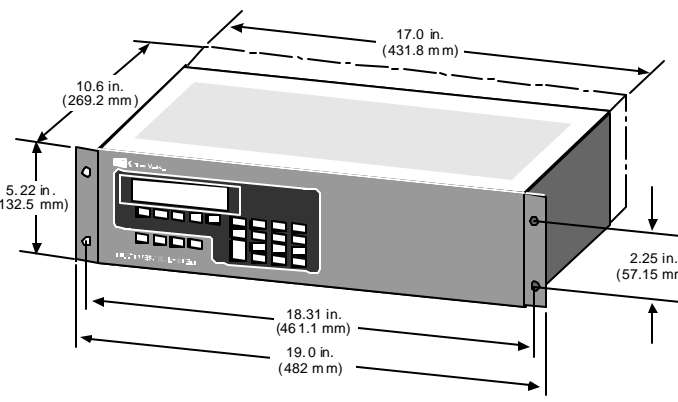
MVS-Modbus: 32-channels



MVS-4D
Stainless Steel NEMA 4X Enclosure Dimensions

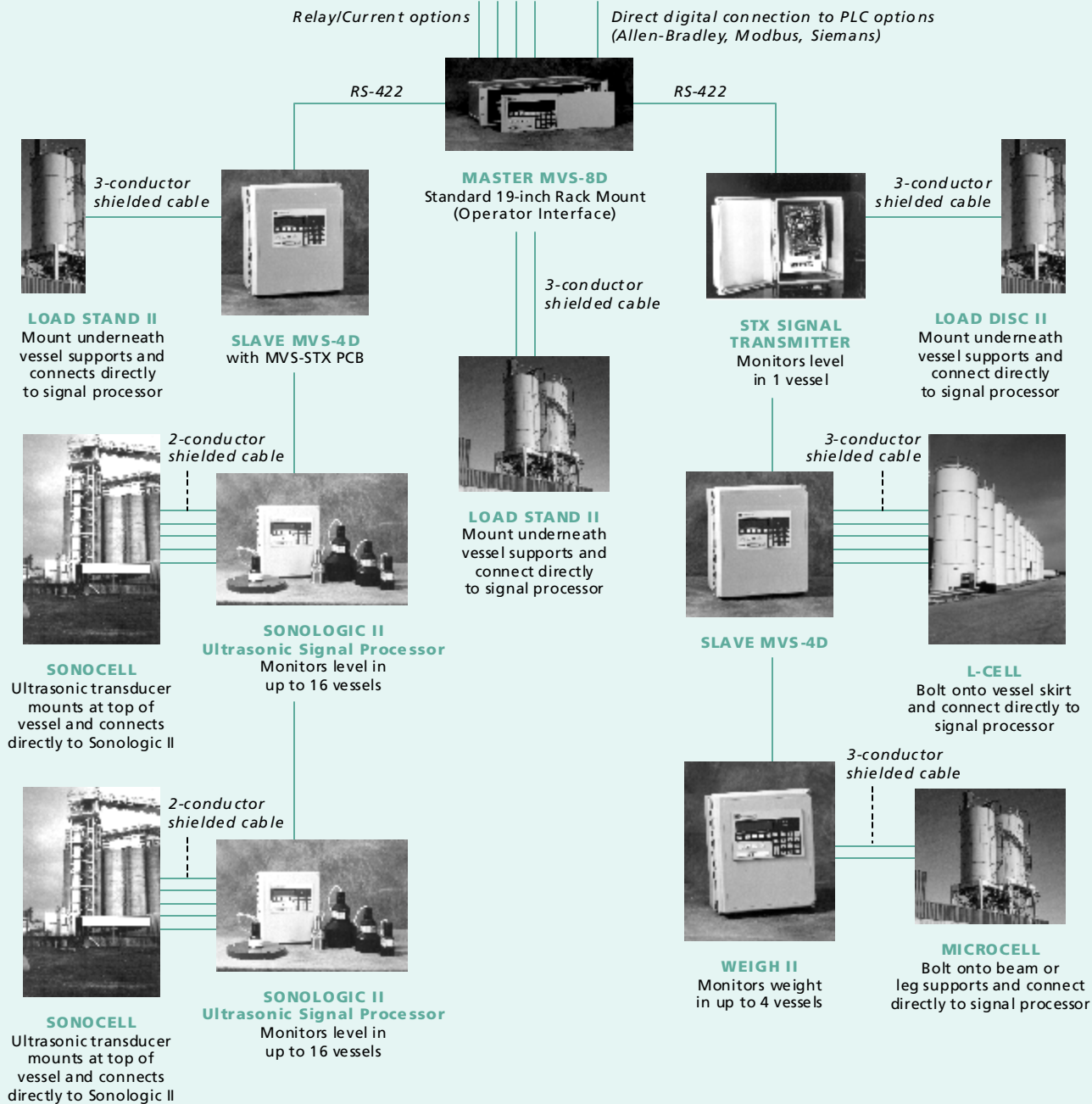


MVS-4D
Fiberglass NEMA 4X Enclosure Dimensions



MVS-8D
19-inch Rack Dimensions

Multi-Vessel System Configuration



P/N 97-7027

Specifications subject to change without notice.
©2000, KM Corporation. All rights reserved.

ENCOMPASS is a trademark of Allen-Bradley, Rockwell Automation.

KM is represented in your area by:



WORLD HEADQUARTERS
19021 120th Ave. NE Suite 101
Bothell, WA 98011 USA
1.800.426.9010
tel: 425.486.6600
fax: 425.402.1500
www.kistlermorse.com

EUROPE
Rucaplein 531
B-2610 Wilrijk-Belgium
+32.3.218.99.99
fax: +32.3.230.78.76
kistler.morse@skynet.be